

LEVEL BLUE, LESSON 1

*PRAYER*

*Our Father in heaven, I thank and praise you for your love and power. You have made the world and everything in it. Thank you that you love me and want to be my friend.*

*In Jesus' name,*

*Amen.*

THE POCKET TESTAMENT LEAGUE of AUSTRALIA  
PO BOX 353  
BLAXLAND NSW 2774  
AUSTRALIA

Phone: (02) 4753 6277



Updated and illustrated by Board members of The Pocket Testament League of Australia, 2017.

Not to be copied or reproduced without permission

The Gospel of JOHN can be a great help to you if you read it carefully with the help of an adult. Each time you read, pray to God asking Him to help you understand the passage.

**INSTRUCTIONS:**

**WHEN YOU HAVE ANSWERED ALL THE QUESTIONS, BE SURE YOUR FIRST NAME IS ON THE FRONT PAGE. POST THE COMPLETED LESSON TO US AT THE ADDRESS SHOWN BELOW YOUR NAME, MAKING SURE YOUR FULL NAME AND ADDRESS IS ON THE ENVELOPE. THE LESSON WILL BE MARKED AND RETURNED TO YOU.**

**THE NEW INTERNATIONAL VERSION (NIV) HAS BEEN USED IN THE PREPARATION OF THIS LESSON.**

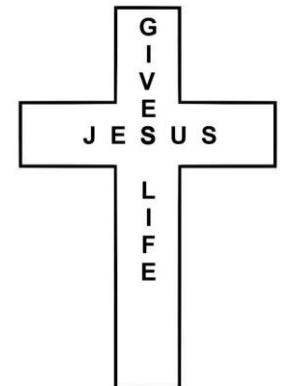
**YOUR FIRST NAME ONLY:** \_\_\_\_\_

*When you have completed the lesson, please return it to:*

**The Pocket Testament League of Australia  
PO Box 353  
BLAXLAND NSW 2774**

Welcome to the Level Blue Correspondence Course for the Gospel of John. You will discover many things about Jesus in these lessons. Some of these important things are:

- Jesus is God's Son.
- Jesus is the creator of the world.
- Jesus is our friend.
- He loves us.
- Jesus is our Saviour. He died for us on the cross and rose again.
- If we believe in Him and trust Him we will be saved from our sins and have eternal life.

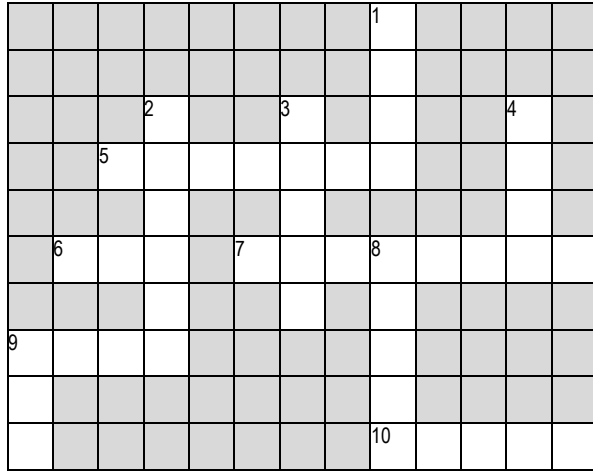


## John Chapter 1

1. Read verses 1-2. What name is Jesus called in verse 1? \_\_\_\_\_

John introduces Jesus as the “Word” which means He is the exact image of God as a person. God speaks to us through Jesus.

2. Read verses 9 and 12, then find the words in the crossword puzzle (you will have read them in those two verses). The first letter is part of the word.



### Across

5. Yet to all who did r\_\_\_\_\_ Him.  
 6. Yet to all w\_\_\_\_\_ did receive Him.  
 7 To become c\_\_\_\_\_ of God.  
 9. He g\_\_\_\_\_ the right.  
 10. To t\_\_\_\_\_ who believed.

### Down

- 1 Not false.  
 2. To b\_\_\_\_\_ the children of God.  
 3. He gave the r\_\_\_\_\_ to become the children of God.  
 4. To those who believed in His n\_\_\_\_\_.  
 8. The true l\_\_\_\_\_.  
 9. Children of G\_\_\_\_\_.

3. Read verse 29, then fill in the missing words.

Look, the \_\_\_\_\_ of \_\_\_\_\_, who takes away the \_\_\_\_\_ of the \_\_\_\_\_!

4. Read verses 40-49, then join up the two brothers.

Jesus

Nathanael

Philip

Simon

Andrew

John

5. What new name did Jesus give Simon? (verse 42). \_\_\_\_\_

6. As well as Andrew and Peter believing in Jesus, who else came to believe in Him?

\_\_\_\_\_ (verse 43) and \_\_\_\_\_ (verse 49).

**Please turn the page to read the prayer.**

## A FEW ACTIVITIES YOU MAY LIKE TO TRY:

Please do not send any craft to the office. They are optional activities only and are not to be marked.

### 1. Craft ideas.

#### A pen and pencil holder

Take a clean, dry 1 litre fruit juice carton and cut around the sides to bring it down to the height you want for your pens and pencils. You can stick your own drawings on it, or some used stamps or pictures from magazines to cover it completely, or you can paste some plain or coloured wrapping paper around it. Write the words "Jesus loves me" or "Trust and obey" on a sticky label or some paper, then stick or paste this onto your pencil holder.

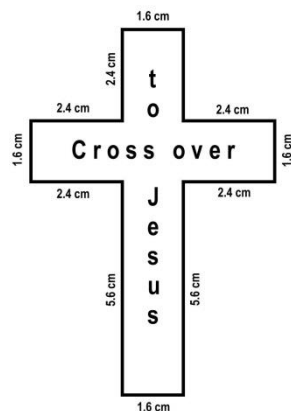
If you also want to store your erasers, sharpeners or other small items, cut another carton down to the height you want. You can glue the pens and pencil holder to the smaller one if you like.

#### Bookmarks

##### (i) Bookmark with verse

Measure a light coloured piece of cardboard 4-5 cm x 18-20 cm and cut this out, Write vertically the verse from John 17:3:-"Now this is eternal life: that they know you, the only true God, and Jesus Christ, whom you have sent".

(ii) **Bookmark in the shape of a cross:** see the diagram on this page. Write "Cross over to Jesus" or "Cross over to life on it (see John 5:24).



### 2. An idea for remembering Bible verses.

Cut rectangles of white or light coloured cardboard about 5 cm x 8-9 cm. Write your favourite Bible verses on these cards, with the reference, and store in a little box (you can buy these at discount shops or you might have one at home).

### 3. An idea for praying.

Write single words on small square or rectangular white or light coloured pieces of paper, for example, "family", "friends", "new bike" or "birthday". You can pray, "Thank you God for my family because they care about me", or "Thank you God for my birthday and for caring for me in the past year".

## John Chapter 2

The 1st sign

**Jesus turns water into wine.** Read verses 1-11.


7. What unfortunate thing happened at the wedding? (verse 3).

\_\_\_\_\_

8. Jesus has authority. He told the servants what to do. Fill in the missing letters:

Fill the \_\_\_\_\_ with \_\_\_\_\_ (verse 7). Now draw some out and take it to the \_\_\_\_\_ of the \_\_\_\_\_ (verse 8). The master thought it was the \_\_\_\_\_ wine (verse 10). Jesus had turned water into \_\_\_\_\_.

9. Unscramble the letters on each water jar to make words, then put the words in the right order. Write them on the lines below to make the verse, finishing with John 2:5.



\_\_\_\_\_

10. In Jesus' time, weddings were very large occasions lasting for several days. If, on average, each of the six jars held 25 gallons and 1 gallon equals about 4 litres, how many litres of water were poured into the jars?

\_\_\_\_\_

11. In this miracle or sign, Jesus revealed His glory as the Son of God. Who believed in Him? (verse 11). Look for more signs that Jesus is God's Son in the following lessons.

\_\_\_\_\_

12. **The temple:** Read verses 13-21. Who was this "temple" that Jesus said would be raised up in three days? (verse 21). \_\_\_\_\_

### John Chapter 3

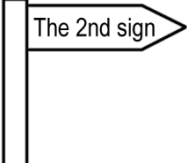
13. Read verses 1-7.  
Who came to see Jesus at night? \_\_\_\_\_ (verse 1).
14. Why was he an important man? He was a \_\_\_\_\_ of the \_\_\_\_\_  
\_\_\_\_\_ (verse 1).
15. Why do you think he came at night? \_\_\_\_\_  
\_\_\_\_\_
16. Read verse 3.  
Jesus said the only way to see the Kingdom of God is to be \_\_\_\_\_.  
This means we must believe in Jesus as the Son of God and that He died for us.
17. Write out the words of John 3: 16. Leave out the words “the” and “world” and write your name instead.  
\_\_\_\_\_  
\_\_\_\_\_  
\_\_\_\_\_  
\_\_\_\_\_
18. John 3 verse 36 says: “Whoever believes in the Son has eternal life”.

Find these words in the puzzle.

BELIEVES  
SON  
ETERNAL  
LIFE  
GOD  
JESUS  
CHRIST

S	E	V	M	T	G	O	D
D	T	U	K	H	M	A	E
B	E	L	I	E	V	E	S
C	R	T	I	K	C	G	O
A	N	B	I	F	P	O	N
N	A	S	U	S	E	J	W
N	L	C	H	R	I	S	T

### John Chapter 4

19. Read verses 1-8, then write the missing words on the lines.  
Jesus sat down by the \_\_\_\_\_. A Samaritan woman came to draw  
\_\_\_\_\_ Jesus said to her “Will you give me a \_\_\_\_\_?”
20. Did Jesus know all about this woman, even though she was a stranger? (verses 28 and 29).  
**YES** or **NO** (circle your answer)
21. Does Jesus know all about **you** too? \_\_\_\_\_
22. Who did Jesus say He is? ( verses 25 and 26). \_\_\_\_\_
-  **The healing of the royal official's son.** Read verses 43-54.
23. The official travelled a day's distance to find Jesus. He had a sick  
\_\_\_\_\_ at C \_\_\_\_\_ (verse:46).
24. He travelled from C \_\_\_\_\_ to C \_\_\_\_\_ to ask Jesus to \_\_\_\_\_  
his son (verse 47).
25. Write out the words in verse 49 that the royal official said to Jesus: \_\_\_\_\_  
\_\_\_\_\_
26. Jesus healed the son by just saying, “\_\_\_\_\_, \_\_\_\_\_  
\_\_\_\_\_” (verse 50).
27. How did the official show his faith in Jesus? (verse 50). \_\_\_\_\_  
\_\_\_\_\_
28. The official and his whole \_\_\_\_\_ believed in Jesus (verse 53).  
Jesus knew that the royal official would obey. Jesus always keeps His word.